

Nordpeis

Woodburning Stoves and Fires



The Norwegian Experience...

Norway is famous for its cold winters and long nights, heavy snowfall and icy winds, and hence the fireplace has always held a special place in the hearts and homes of Norwegians.

Nordpeis was established almost 30 years ago and we have been proudly incorporating our heritage and time honoured traditions into our exquisite stoves and fires ever since. No longer just a source of essential warmth, today's modern appliances represent the most advanced developments in heating technology and the very finest standards of Norwegian contemporary design.



State of the Art Technology

All stoves and fires in this brochure feature Cleanburn technology so they burn wood logs with outstanding efficiency*, resulting in more heat delivery into the room and less going up the chimney. Cleanburn technology works by introducing pre-heated, secondary air into the firebox to burn the excess hydrocarbons in the smoke. Airwash air flow also helps keep the window clean, allowing you to enjoy the flames to the full. Furthermore some models also benefit from an optional External Air Combustion Facility.



The Benefits of Woodburning

All Nordpeis stoves and fires are designed for woodburning only. Wood is an environmentally friendly fuel; when burnt, the carbon dioxide released into the atmosphere is approximately the same as that absorbed by the tree during growth. It is also a renewable resource, particularly when derived from plantations and cultivated woodland.

For optimum results, we recommend logs should be seasoned for 2 years or more to achieve a moisture content below 20%. This will not only give twice the output of freshly felled timber but will also help to avoid a build up of tar in your flue. If you can obtain hardwood logs this is better still, as they will have a greatly increased calorific value compared to softwoods.



Warranty Information

When you choose a Nordpeis stove or fire quality and technology are assured. Accordingly, your Nordpeis Expert Retailer will provide you with a Five Year Extended Warranty for your new woodburning stove or fire. Please note, this warranty excludes certain consumable parts. Stoves or fires purchased outside of Nordpeis' Expert Retailer Network will carry a standard 1 Year Warranty. Full warranty terms & conditions are available to view at www.nordpeis.co.uk.

5

Year
Extended
Warranty

The Nordpeis Range

Uno	04 - 05
Duo	06 - 13
Quadro	14 - 17
Smarty.....	18 - 19
Bergen.....	20 - 21
Orion	22 - 23
NI-22	24 - 25
NI-25	26 - 27
S-31A with Odense	28 - 29
X-25F with Kobe.....	30 - 31

* All efficiencies quoted in this brochure are for seasoned wood with a moisture content of less than 20%.



Expert Retailer Network

We take great care to ensure that our stoves and fireplaces are designed, tested and manufactured to the highest possible quality and safety standards. We are just as concerned to make certain that they are sold and installed correctly so that you enjoy years of pleasure from your purchase.

Accordingly, you will find our products are only available from experienced, independent retailers who will be happy to show you a selection of models locally in their showrooms, often fully operational. These independent retailers will discuss your individual requirements both technical (such as sizing the heat output to your room and advising on your flue type) and design, and ensure that you select the most appropriate product for your home. They will also be able to advise on or assist with the installation process as well as help provide any after-sales support and servicing of your appliance that you may require in the future.

Whilst we encourage our retailers to promote fireplace products and their outlets via the internet, we do not believe suitable levels of customer care and satisfaction can be obtained from nationwide online sales and we would strongly recommend that you consider this when undertaking your research and making a purchasing decision. Further, please be aware that we do not offer technical support (beyond our statutory responsibilities) to products bought via nationwide online sales, where this support would normally be offered by one of our qualified, independent retailers.

Furthermore, Nordpeis stoves and fires purchased from within our Expert Retailer Network will have the additional benefit of a greatly extended warranty period, subject to terms and conditions. Full details can be found at www.nordpeis.co.uk.

Uno 1, 2 & 4

neat and compact!



Uno 1 - Pedestal Base



**Uno 2 - Log Store Base
with Clear Glass Panels**



Uno 4 - Log Store Base

Key Facts

- **Heat Output:** 4kW
- **Efficiency:** 82%
- **Dimensions:** (w x h x d)
 - Uno 1: 436 x 1006 x 364mm
 - Uno 2: 420 x 1012 x 348mm
 - Uno 4: 420 x 907 x 348mm
- **Flue:** 150mm (top or rear)
- **Weight:** Uno 1: 104kg / Uno 2: 91.5kg / Uno 4: 87.5kg
- **Maximum Log Length:** 300mm
- **Side Windows**
- Uno 1 - Pedestal base
- Uno 2 - Log Store Base with Clear glass panels
- Uno 4 - Log Store Base
- Airwash & Cleanburn Systems
- Optional External Air Kit

Uno is a brand new series of smaller stoves with the classic, modern Scandinavian look and a range of styling options to really allow you to personalise your Uno!

The door has an automatic lock system for increased safety and comfort, whilst the three large glass windows ensure a great view of the flames from every angle.



See notes on British and Irish building regulations in the Important Safety and Technical Information Section on page 35



Duo 1

high efficiency heating



Key Facts

- Heat Output: 5kW
- Efficiency: 80%
- Dimensions: 490 x 1260 x 385mm (w x h x d)
- Flue: 150mm (top or rear)
- Weight: 104kg
- Maximum Log Length: 300mm
- Side Windows
- Pedestal Base
- Airwash & Cleanburn Systems
- Optional External Air Kit



With superb contemporary styling, the Duo 1 features a pedestal base and a large glass door and side windows that provide breathtaking flame views.

The Duo 1 features Nordpeis' latest Cleanburn technology to improve fuel efficiency, whilst a powerful Airwash system helps keep the large glass panels clean. Whether creating a feature corner or standing proudly in the centre of the room, the stylish Duo 1 has the versatility to match and reflect your own contemporary tastes.



Duo 2

outstanding focal point



Key Facts

- Heat Output: 5kW
- Efficiency: 80%
- Dimensions: 470 x 1260 x 365mm (w x h x d)
- Flue: 150mm (top or rear)
- Weight: 104kg
- Maximum Log Length: 300mm
- Integral Log Store with easy side access
- Side Windows
- Airwash & Cleanburn Systems
- Optional External Air Kit

Retaining the same firebox characteristics, heat output and high efficiency as the other Duo stoves, the Duo 2 benefits from the further functionality of an integral log store.







Duo 4

function and form combined



Key Facts

- Heat Output: 5kW
- Efficiency: 80%
- Dimensions: 470 x 1260 x 365mm (w x h x d)
- Flue: 150mm (top or rear)
- Weight: 104kg
- Maximum Log Length: 300mm
- Integral 'Hidden' Log Store
- Side Windows
- Airwash & Cleanburn Systems
- Optional External Air Kit

With sleek and contemporary styling, the Duo 4 not only offers exceptional 180° views of the flames, but also features a fully enclosed 'hidden' log store underneath the firebox.

As with all Duo stoves, the Duo 4 benefits from Nordpeis' optional External Air Kit which can reduce draughts within your room.



Duo 5

refined, minimalist design



Key Facts

- **Heat Output:** 5kW
- **Efficiency:** 80%
- **Dimensions:** 470 x 1260 x 365mm (w x h x d)
- **Flue:** 150mm (top or rear)
- **Weight:** 112kg
- **Maximum Log Length:** 300mm
- **Black Side Panels**
- **Airwash & Cleanburn Systems**
- **Optional External Air Kit**

The Duo 5 is an elegant stove with a design integrated plinth with sleek black side panels.





Quadro 1 & 1T

breathtaking, from all angles!



Quadro 1T



Key Facts

- **Heat Output:** 6.2kW
- **High Efficiency:** 80%
- **Dimensions:** (w x h x d)
Corner model: 440 x 1205 x 440mm
Pedestal model: 620 x 1205 x 505mm
- **Weight:** 104kg
- **Flue:** 150mm (top or rear)
- Available as 'Corner' Model
- **Maximum Log Length:** 300mm
- **Airwash & Cleanburn Systems**
- **Optional External Air Kit**

With superb styling and an angular glass window dramatically wrapping around two sides of the stove, the Quadro 1 can be enjoyed from all aspects of the room. The Quadro 1 is suitable for flat wall installation with either a top or rear flue; whilst the Quadro 1T, which features an additional top section is offered to facilitate a feature corner installation.

For draught reduction, there is the Optional External Air Kit which enables the stove to draw its combustion air directly from outside the property into the stove rather than drawing air from within the room







Quadro 2 & 2T

widescreen flame views



Quadro 2



Quadro 2T

Key Facts

- **Heat Output:** 6.2kW
- **High Efficiency:** 80%
- **Dimensions:** (w x h x d)
Corner model: 385 x 1025 x 385mm
Freestanding model: 545 x 1205 x 440mm
- **Weight:** 113kg
- **Flue:** 150mm (top or rear)
- **Available as 'Corner' Model**
- **Maximum Log Length:** 300mm
- **Airwash & Cleanburn Systems**
- **Optional External Air Kit**

Featuring the same firebox characteristics as the Quadro 1, including a one-piece, two-sided glass window the Quadro 2 is not mounted on a pedestal but has an elegant continuous body reaching to the floor.

The Quadro 2T, which features an additional top section is available for those who want to install their stove in the corner of the room.





Smarty Classic



Key Facts

- **Heat Output:** 5kW
- **High Efficiency:** 81.2%
- **Dimensions:** (w x h x d)
Classic model: 460 x 910 x 415mm
Concrete model: 490 x 960 x 415mm
- **Weight:** Classic: 134kg / Concrete: 170kg
- **Maximum Log Length:** 300mm
- **Flue:** 150mm (top or rear)
- **Maximum Log Length:** 300mm
- **Classic or Concrete Leg Models**
- **Airwash & Cleanburn Systems**
- **Optional External Air Kit**

With subtly curving lines, retro style and a Chrome handle the Smarty has a contemporary design inspired by the 1970's.

There are two models to choose from, the Smarty Classic, or for a more modern twist the Smarty Concrete which has two wide Concrete legs. Both offer a 5kW heat output and feature Airwash and Cleanburn systems, perfectly blending retro styling with modern technology.





Bergen

modern, traditional styling



Key Facts

- Heat Output: 5kW
- High Efficiency: 84%
- Dimensions: 545 x 650 x 390mm (w x h x d)
- Weight: 115kg
- Flue: 150mm (top or rear)
- Maximum Log Length: 400mm
- Steel and cast iron construction
- Airwash & Cleanburn Systems

With high efficiency and 'modern traditional' styling, the Bergen offers a fresh alternative for heating in today's homes. With an extremely powerful Airwash system cleaning the large glass panel on the door, you are assured of an excellent view of the fire. Sturdily built from cast iron and heavy duty steel, the Bergen will provide many years of comfort and enjoyment.





Orion

perfect for smaller living spaces



Key Facts



- Heat Output: 6.8kW
- High Efficiency: 73%
- Dimensions: 325 x 625 x 510mm (w x h x d)
- Weight: 72kg
- Maximum Log Length: 300mm
- Flue: 125mm (top, side or rear)
- Maximum Log Length: 300mm
- Cleanburn System
- Integral hotplate on stove top

Featuring long elegant legs, subtly cast designs on the side and a small brass handle, the Orion is uniquely different.

The small proportions of the Orion make it perfect for smaller living spaces such as a conservatory, hallway or outdoor snug.

The useful hot plate can be used for boiling a kettle or cooking a stew - the perfect way to make the most of your stove and bring some traditional charm into your home.





NI-22

classic or contemporary style



NI-22 with Plinth and Canopy

Key Facts

- **Heat Output:** 6kW
- **High Efficiency:** 78.2%
- **Dimensions:** 562 x 1063 x 427mm (w x h x d)
- **Flue:** 150mm (top)
- **Weight:** 108kg
- **Maximum Log Length:** 350mm
- **Optional Plinth and Canopy**
- **Suitable for use in inglenooks, or as a built in fireplace.**
- **Cleanburn System**

Crafted from cast iron the Nordpeis NI-22 is a high efficiency fireplace that can either be used as a traditional open fire, or for greater efficiency and heat output, you can close the elegant bi-folding doors.

There is an optional canopy and plinth for a traditional inglenook installation. Alternatively, you can mount the fireplace into the wall or on the hearth.





NI-25

the heart of your home



NI-25 with Grafton Limestone Mantle available from Stovax

Key Facts

- **Heat Output:** 6.2kW
- **High Efficiency:** 78.5%
- **Dimensions:** 650 x 1178 x 526mm (w x h x d)
- **Flue:** 175mm (top)
- **Weight:** 147kg
- **Maximum Log Length:** 450mm
- **Optional Plinth and Canopy**
- **Suitable for use in inglenooks, or as a built in fireplace.**
- **Cleanburn System**

Like the NI-22, the larger NI-25 can either be built into a fireplace or combined with an optional canopy to create a stunning centrepiece for large fireplace openings and inglenooks.







S-31A

modern, elegant lines

Shown with Odense Surround



The Odense is supplied in unfinished concrete which can be painted with water based paint to suit your decor. Images show the Odense painted white.



The high efficiency S-31A can either be built into a new wall corner installation or combined with the contemporary Odense surround. The Odense offers easy installation in the home; whether in a corner, against a straight wall or freestanding in the middle of a room.

The S-31A has a continuous double sided window that allows for an excellent view of the flames from all directions. Furthermore, the integral log store offers convenient reloading of the fire.

Key Facts

- Fire: S-31A
- Heat Output: 6kW
- High Efficiency: 80%
- Flue: 150mm (top or rear)
- Airwash & Cleanburn Systems
- Odense Dimensions: (w x h x d)
500 x 1780 x 500mm
- Odense Weight: 253kg
- Maximum Log Length: 300mm
- Integral Log Store
- Corner, Straight wall or freestanding installation possible
- Optional Black or Clear Glass Floor Plate
- Optional External Air Kit
- Odense can be painted* to suit your decor

* With water based paint, please refer to your installation instructions.



*Kobe with Log Store with additional module
and optional black glass floor plate*



X-25F

design innovation at its best!

Shown with Kobe Surround



Kobe with Log Store reversed



Kobe with Log Store reversed and additional optional module



Kobe with Log Store and additional optional module



Kobe with Log Store, additional optional module and optional tapered insert

The Kobe is supplied in unfinished concrete which can be painted with water based paint to suit your decor. Images show the Kobe painted White.

Key Facts

- Fire: X-25F
- Nominal Heat Output: 2.7kW
- Heat Output Range: 3-6kW
- High Efficiency: 81.4%
- Flue: 150mm (top or rear)
- Airwash & Advanced Cleanburn Systems
- Maximum Log Length: 500mm
- Kobe Dimensions: (w x h x d)
1430 x 1014/1336/x 417mm
- Kobe Weight: 425 - 480kg
- Optional External Air Kit
- Suitable for Sealed Passive Houses[†]
- Optional Black or Clear Glass Floor Plate
- Kobe can be painted* to suit your decor

^{*} With water based paint, please refer to your installation instructions.

[†] This should always be checked with an appropriately qualified surveyor/architect.

X-25F is a unique new insert offering clean burning, even at lower running temperatures.

This makes the X-25F suitable for sealed modern houses which require only a low kW heat output but still desire all the aesthetics and ambiance of a real log fire.

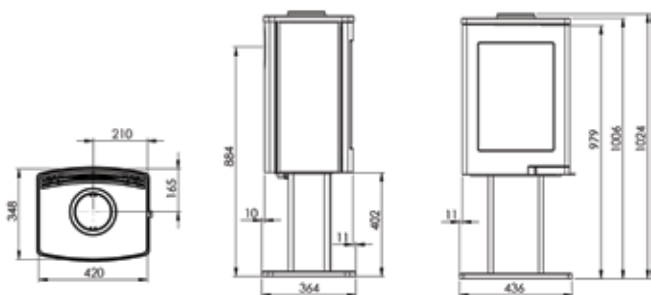
Kobe was designed to emphasise the stunning widescreen flame views of the X-25F insert. The result is a simple and minimalistic fireplace surround with modern angled lines.

With individual separate elements the Kobe can be built in several different combinations, allowing you to create the perfect package for your home.

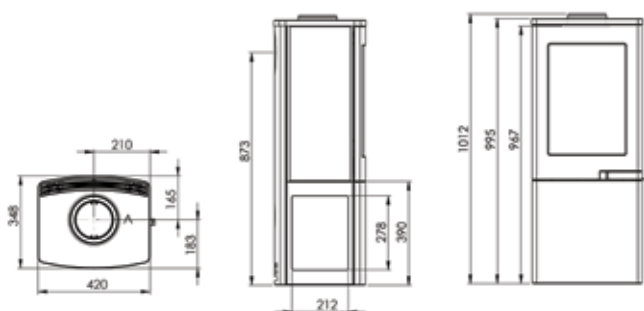


Technical Information

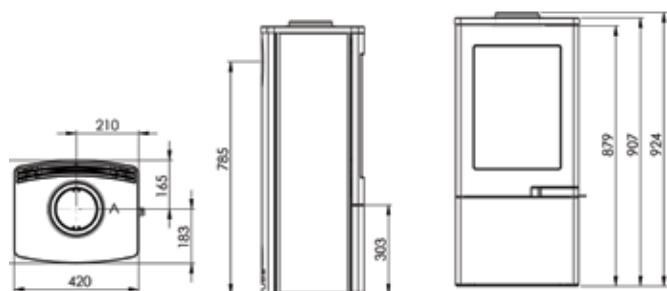
Uno 1 - Pages 4 - 5



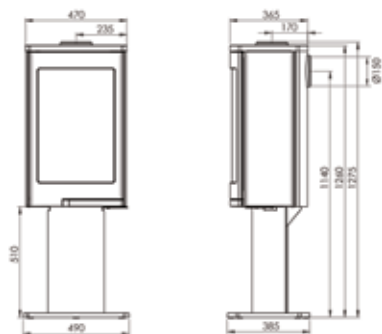
Uno 2 - Pages 4 - 5



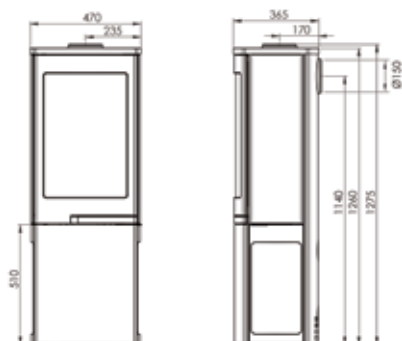
Uno 4 - Pages 4 - 5



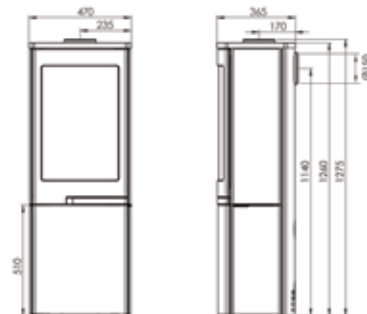
Duo 1 - Pages 6 - 7



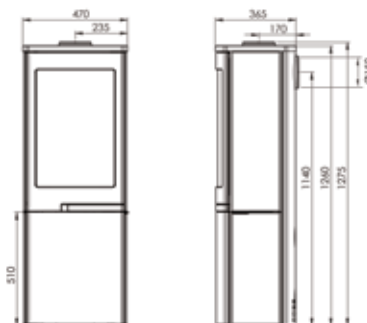
Duo 2 - Pages 8 - 9



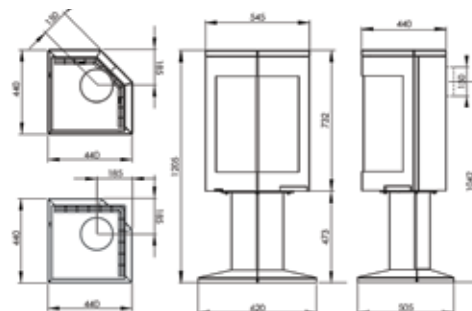
Duo 4 - Pages 10 - 11



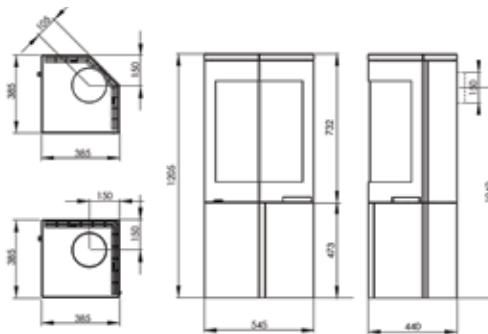
Duo 5 - Pages 12 - 13



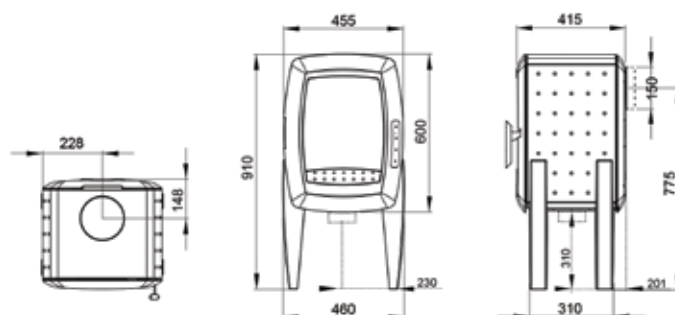
Quadro 1 - Pages 14 - 15



Quadro 2 - Pages 16 - 17



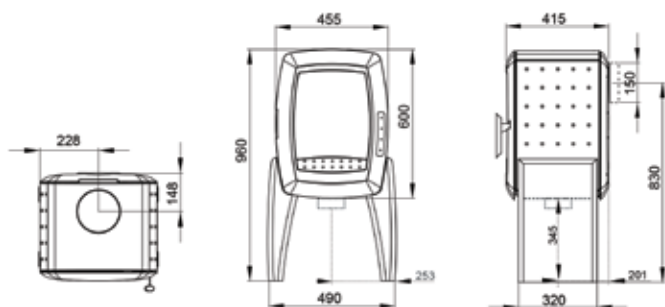
Smarty Classic - Pages 18 - 19



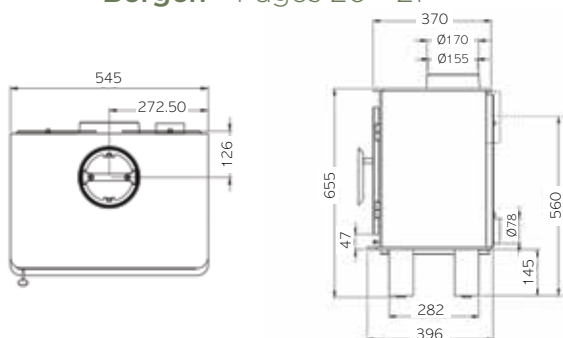
A HETAS approved installer should undertake a site survey prior to purchase and must install your stove or fire for you. You may also view or download complete installation instructions from our website - www.nordpeis.co.uk. The diagrams on these pages cover some of the basic requirements and are for initial information purposes only.

All dimensions are given in mm

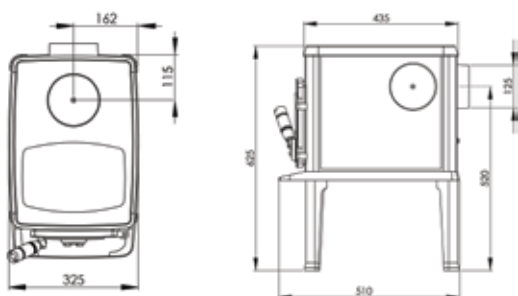
Smarty Concrete - Pages 18 - 19



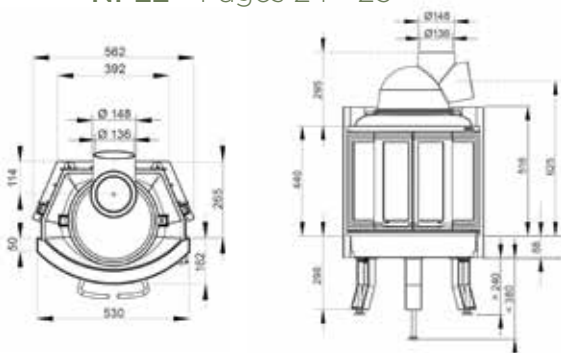
Bergen - Pages 20 - 21



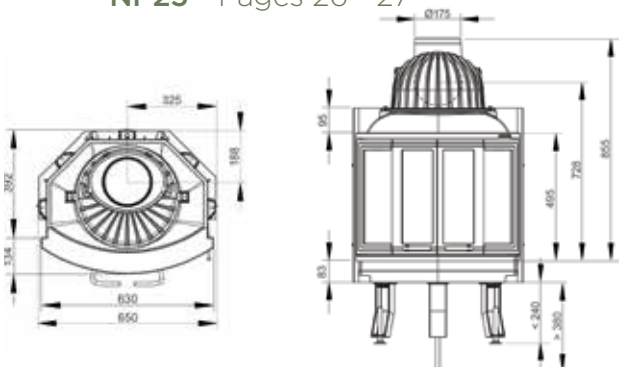
Orion - Pages 22 - 23



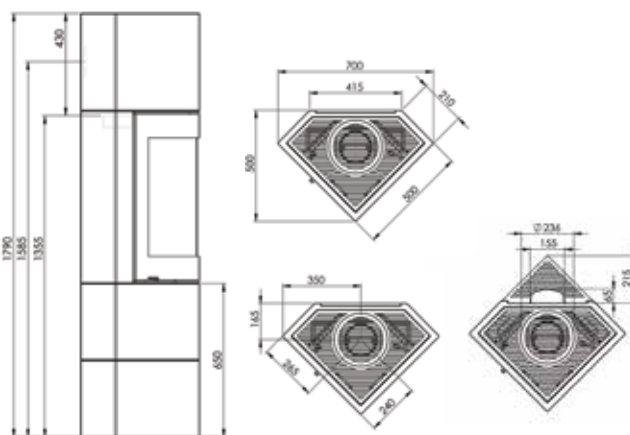
NI-22 - Pages 24 - 25



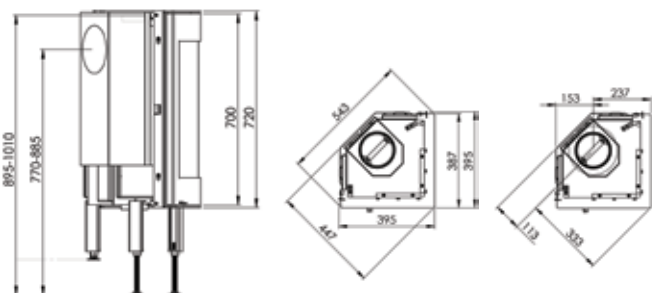
NI-25 - Pages 26 - 27



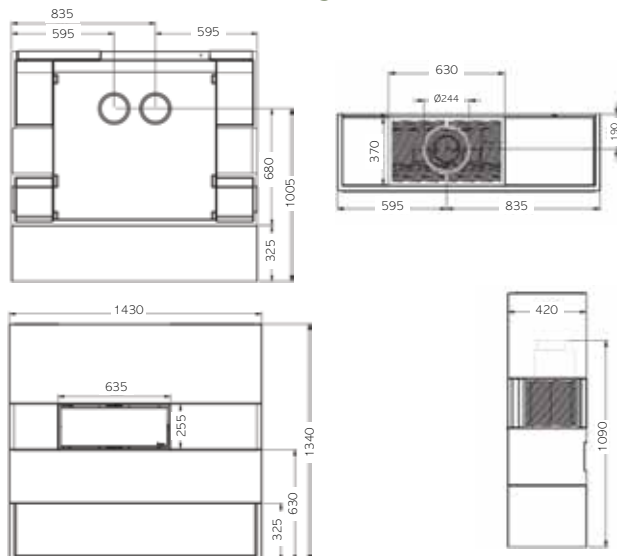
Odense - Pages 28 - 29



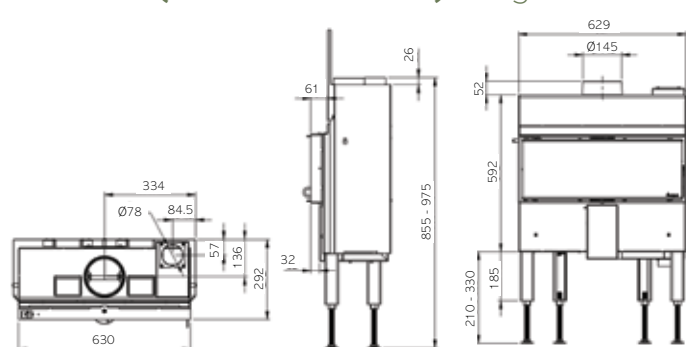
S-31A (for Odense surround) - Pages 28 - 29



Kobe - Pages 30 - 31



X-25F (for Kobe surround) - Pages 30 - 31



Cauto Log Store



Uno 2 shown with Cauto Log Store



The Cauto is the ultimate piece of fireside furniture. With subtly curving edges, this luxurious log store is the perfect accompaniment to a contemporary Nordpeis stove or fireplace. The Cauto is crafted from unfinished concrete allowing it to be painted* to any colour you wish to perfectly match your home decor!

Cauto Dimensions (w x h x d): 390 x 1280 x 480mm **Weight:** 93kg

** With water based paint, please refer to your installation instructions.*

Further Information

Product Improvement & Warranty

Nordpeis pursue a policy of constant product improvement. Products supplied may therefore differ in specification from those illustrated or described in this brochure, and you should always check the final specification with your Nordpeis retailer.

Your Nordpeis Expert Retailer will provide you with a Five Year Extended Warranty for your new woodburning stove or fire. Please note, this warranty excludes certain consumable parts

and is dependant on your appliance being serviced by an appropriately qualified person 12 months after installation and annually thereafter. Stoves purchased outside of Nordpeis' Expert Retailer Network will carry a standard 1 Year Warranty.

Full details of this warranty are set out to view on our website at www.nordpeis.co.uk.

5
Year
Extended
Warranty

Important Safety & Technical Information

We recommend that a HETAS approved installer should undertake a site survey prior to purchase and it is a requirement that any Nordpeis stove or fire should be installed by an appropriately qualified HETAS approved installer.

Please note that the installations shown within this brochure may not conform to British and Irish building regulations. Please consult with a qualified professional installer (HETAS registered in the United Kingdom) for expert advice including the requirement for a hearth in your home.

All fires and stoves consume air as they burn. To comply with Building Regulations (Document J) you may need to install a fixed air vent to ensure adequate ventilation. A room vent is not

normally required when the air permeability is greater than 5.0m³/hr/m². Your Nordpeis retailer or HETAS installer will be able to advise on this. You can also download detailed installation instructions prior to purchase from www.nordpeis.co.uk. Furthermore, by law all installations also require a Carbon Monoxide Monitor be supplied and fitted.

Please note that all parts of these stoves and fires, particularly the glass panel in the door, become extremely hot during operation and can result in serious injury and burns if touched. It is therefore recommended that a fireguard complying with BS 8423:2002 is used in the presence of young children, the elderly or infirm.

Care of your Stove or Fireplace

To help you get the best performance from your stove or fireplace and keep it in good condition, inside and out, Stovax (Nordpeis' distributor in the UK and Republic of Ireland) offers a wide range of cleaning and maintenance products and fireplace accessories. You can view the complete range at www.stovax.com.



Professional XQ™ Chimney Systems

Nordpeis recommends the Stovax comprehensive range of stove and fireplace chimney systems, the Stovax Professional XQ™ collection. Crafted from 304L grade stainless steel for a durable outer finish, the fully sealed components offer water tight protection for the insulation within.



With innovative decorative options, the ability to specify a colour for your system, and with a host of technical advancements such as its Twist-Lock system, the Stovax Professional XQ™ range provides an attractive, versatile and reliable solution for your flue system. Furthermore, the Stovax Professional XQ™ range carries a 10 Year Extended Warranty offering complete peace of mind.

For further information or to request a brochure, simply contact your local retailer or visit www.stovax.com/chimneysystems.

NI-25 with Optional Plinth and Canopy



Nordpeis

United Kingdom & Republic of Ireland distributors for Nordpeis:

Stovax Limited
Falcon Road, Sowton Industrial Estate,
Exeter, Devon EX2 7LF

UK Trade Sales tel: 01392 474000

ROI Trade Sales tel: 00 44 1392 261990

Fax: 01392 219932

E-mail: nordpeis@stovax.com

www.nordpeis.co.uk



To view & download our complete range of brochures, simply scan this code or visit www.stovax.com

Your local Nordpeis retailer:

£2.00

NORDPEIS0713

